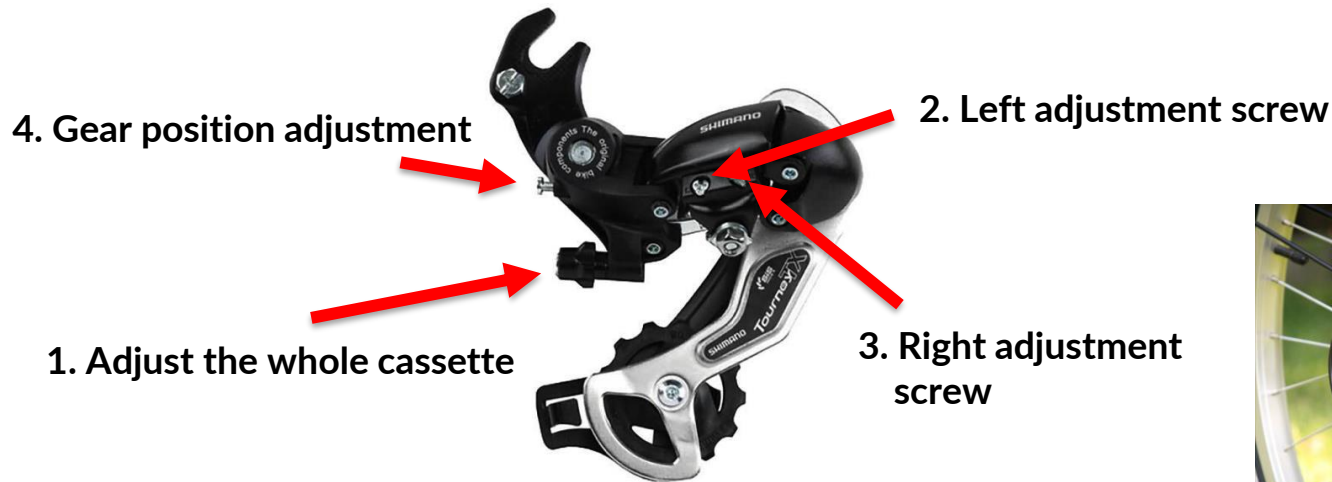




Amcargobikes

Cargo bike enthusiast since 1992



1. Adjusts the whole cassette from left/right
 - The cassette and the gear arm need to be right on top of each other to avoid the gear from giving a clicking noise
2. The screw adjusts the lower gears to the left on the cassette
3. The screw adjusts the higher gears to the right on the cassette
4. This screw adjusts the distance from the gear arm to the cassette



Please watch this video, just follow link:
<https://www.youtube.com/watch?v=wQncKmdahk>